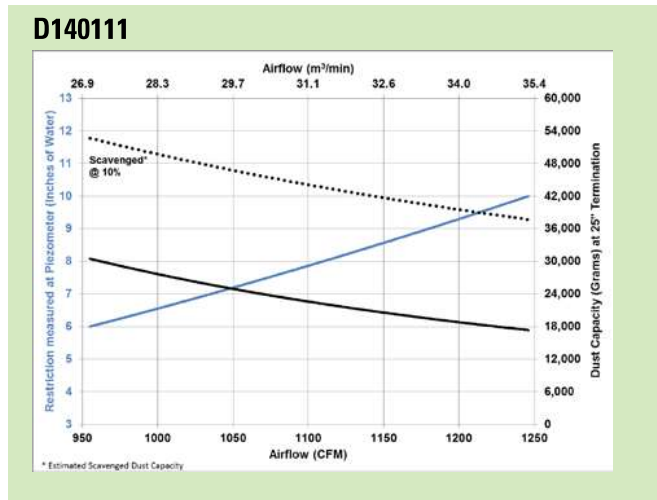
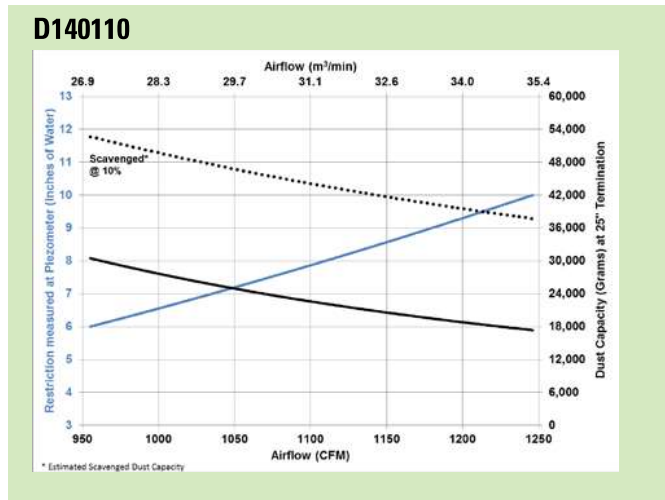


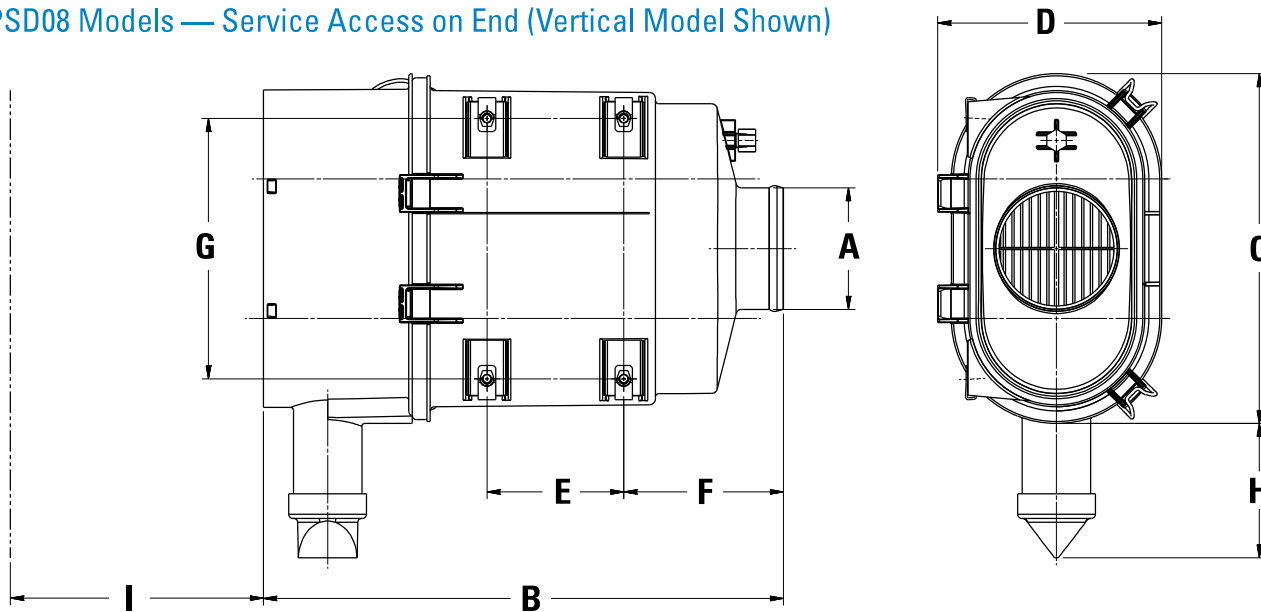


continued — PSD Air Cleaner Performance Curves



PSD Specification Illustrations

PSD08 Models — Service Access on End (Vertical Model Shown)



**Note:** a minimum service clearance of 50mm (2.00") is required for wire latches.



D080020 — Horizontal



D080026 — Vertical

PSD Specifications (Letters are keyed to drawings)

Orientation: H=Horizontal; V=Vertical

Part No. / Orientation	A mm/in	B mm/in	C mm/in	D mm/in	E mm/in	F mm/in	G mm/in	H mm/in	Service Clearance (I) mm/in	Weight kg/lbs
<b>MODELS WITH SERVICE ACCESS ON END</b>										
D080020 H	89/3.50	380/14.97	256/10.07	154/6.05	100/3.94	117/4.59	191/7.50	98/3.87	80/3.2	4.8/10.5
D080026 V	102/4.00	553/21.77	365/14.37	180/7.09	180/7.09	183/7.21	100/3.94	130/5.12	80/3.2	4.8/10.5